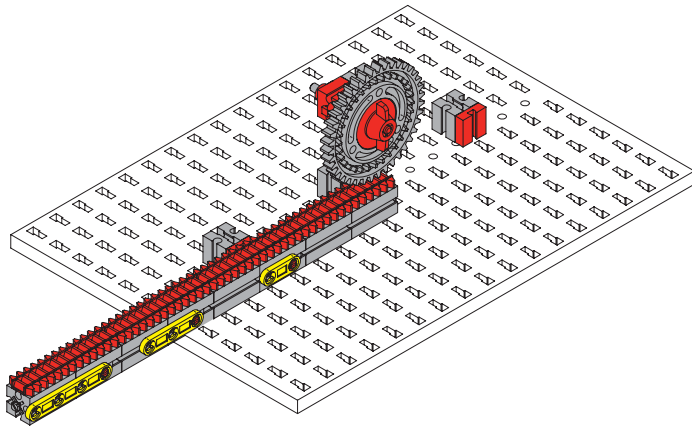


# PRIJENOS ZUBNOM LETVOM

PRIJENOS ZUBNOM LETVOM



40000 Čakovec,  
T. Goričanca 2  
tel: 040/364-445  
fax:040/364-230

WEB: <http://www.didakta.hr>  
E-mail: [didakta@ck.t-com.hr](mailto:didakta@ck.t-com.hr)


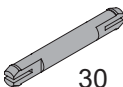
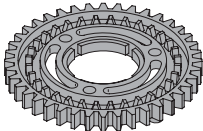

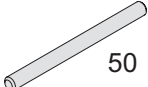
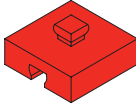
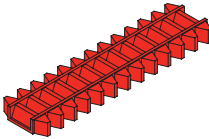

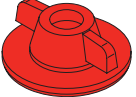
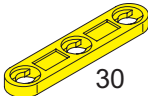
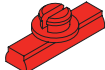
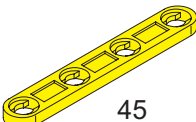
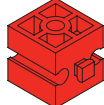
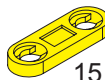
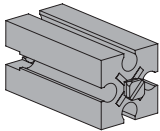
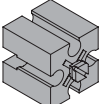

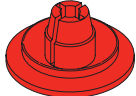
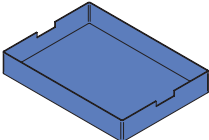
fischertechnik 


15

15

# PRIJENOS ZUBNOM LETVOM


# ELEMENTI

1		31021	1		35063
1		31022	1		35945
1		31033	3		37237
4		31053	3		37679
2		31058	1		38538
3		31848	1		38541
1		32064	1		38544
10		32879			
3		32881	1		32985
2		35031	1		36360

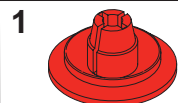


SKLOP 1

## LANČANIK - 40 ZUBA



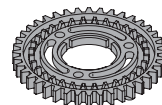
Leptir-maticu (31058) malo uvrnuti.



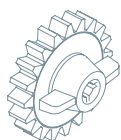
x 1 - 35031



x 1 - 31058

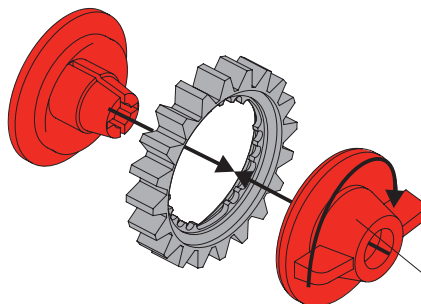


x 1 - 31022

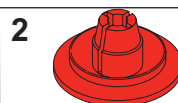


SKLOP 2

## LANČANIK - 20 ZUBA



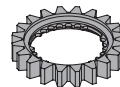
Leptir-maticu (31058) malo uvrnuti.



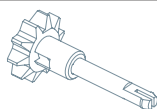
x 1 - 35031



x 1 - 31058

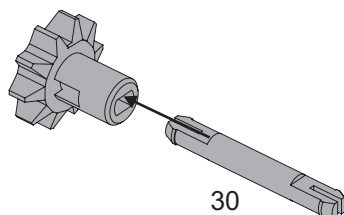


x 1 - 31021

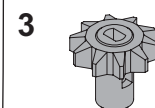


SKLOP 3

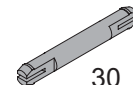
## LANČANIK - 10 ZUBA



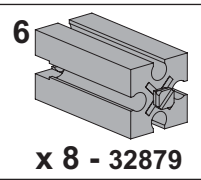
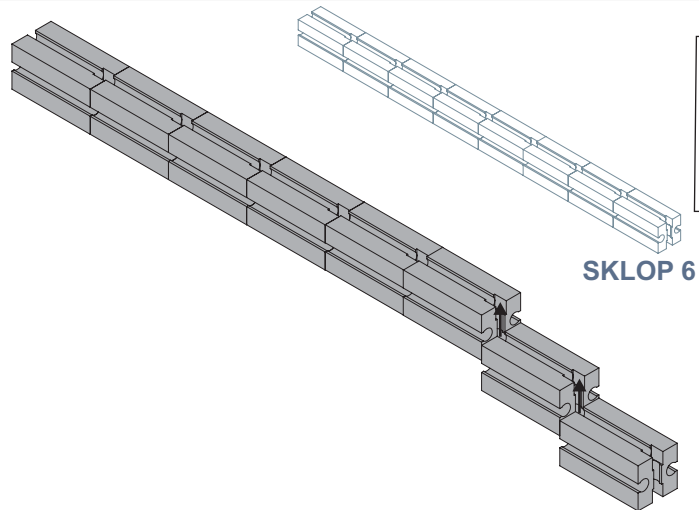
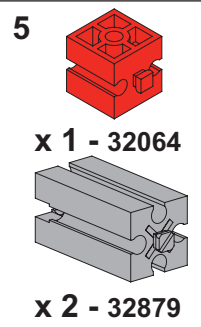
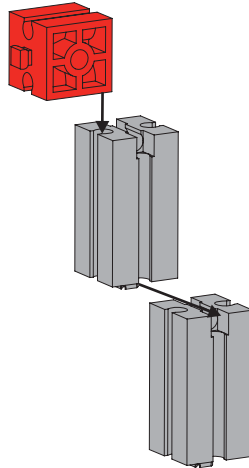
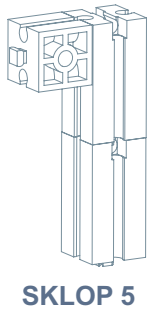
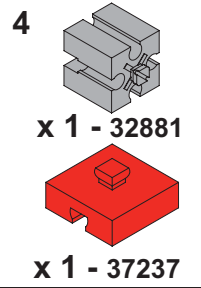
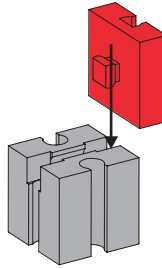
30

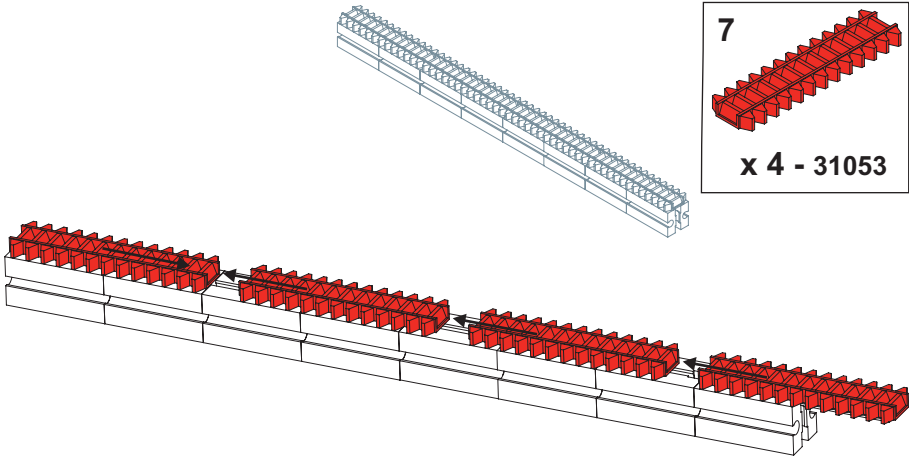


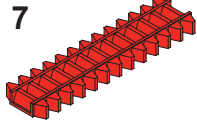
x 1 - 35945

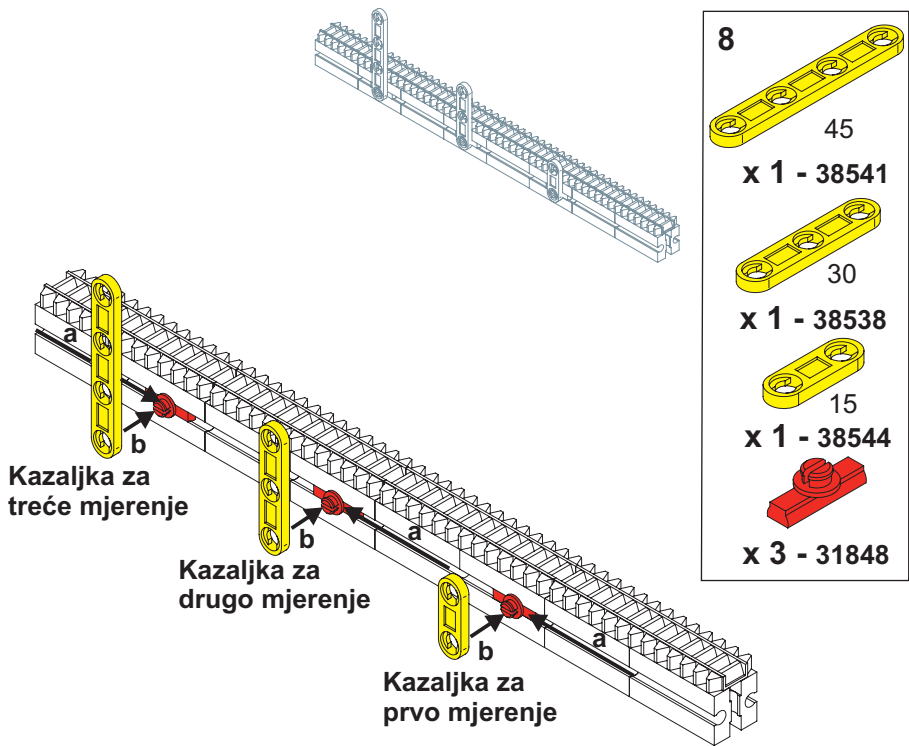


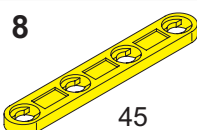
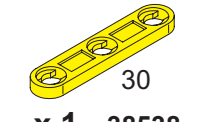

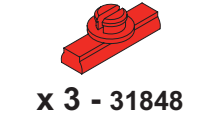
x 1 - 35063





- 7**  
  
**x 4 - 31053**




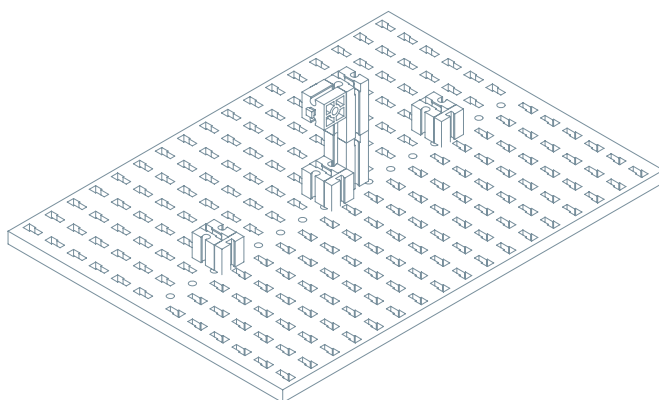
- 8**  
  
 45  
**x 1 - 38541**  
  
 30  
**x 1 - 38538**  
  
 15  
**x 1 - 38544**  
  
**x 3 - 31848**

**Kazaljka za treće mjerenje**

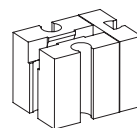
**Kazaljka za drugo mjerenje**

**Kazaljka za prvo mjerenje**

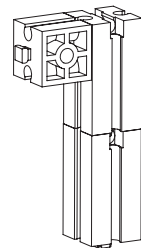
4



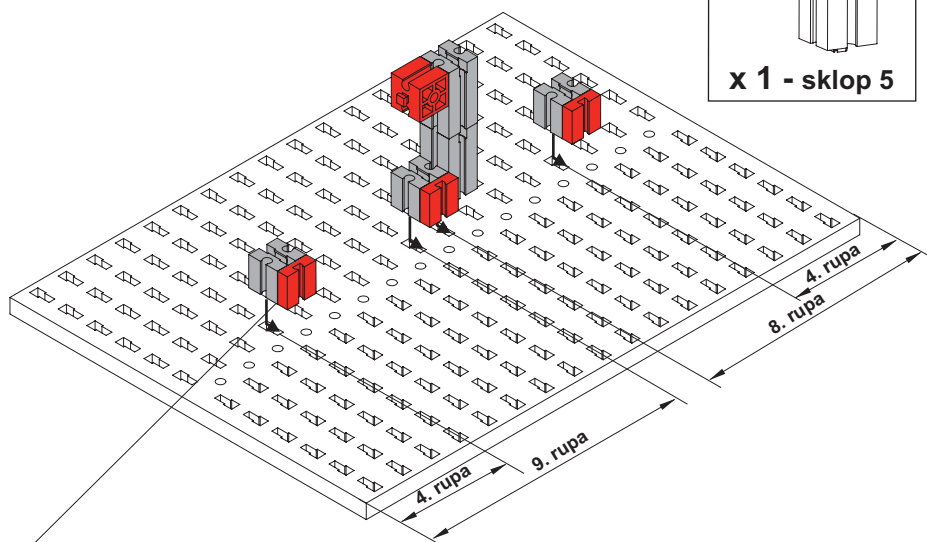
x 1 - 32985



x 3 - sklop 4

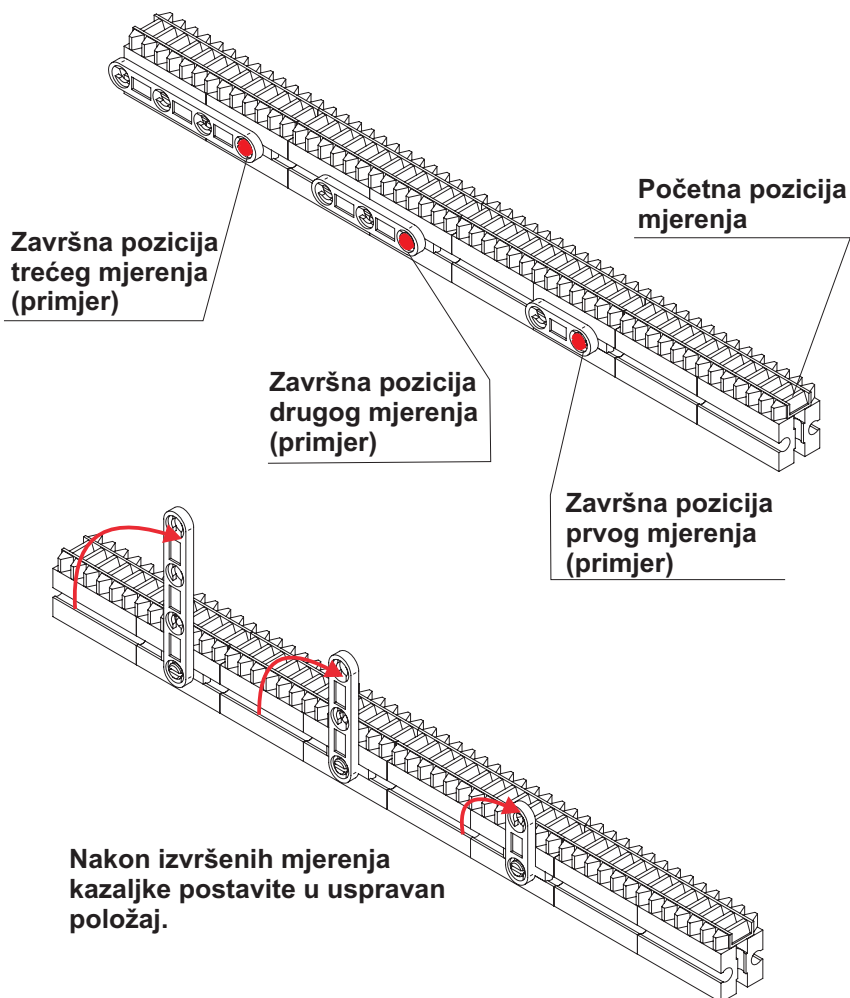


x 1 - sklop 5



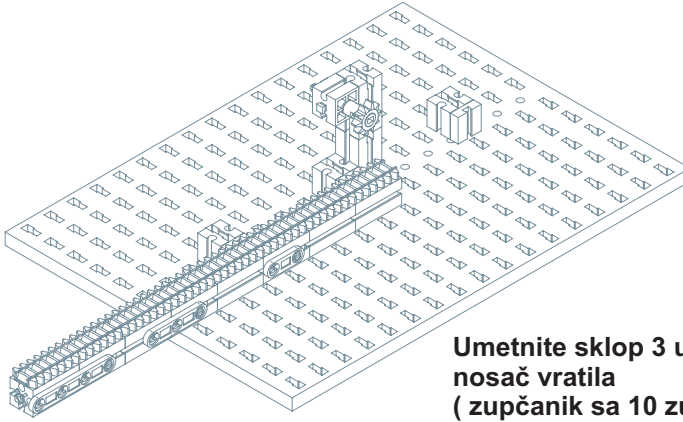
Sklopove prvo utaknite u širi dio rupe, a zatim potisnite u uži dio rupe.

---

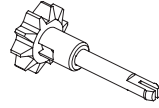
**MJERENJE OPSEGA ZUPČANIKA ZUBNOM LETVOM**

## MJERENJE 1. - zupčanik sa 10 zuba

6



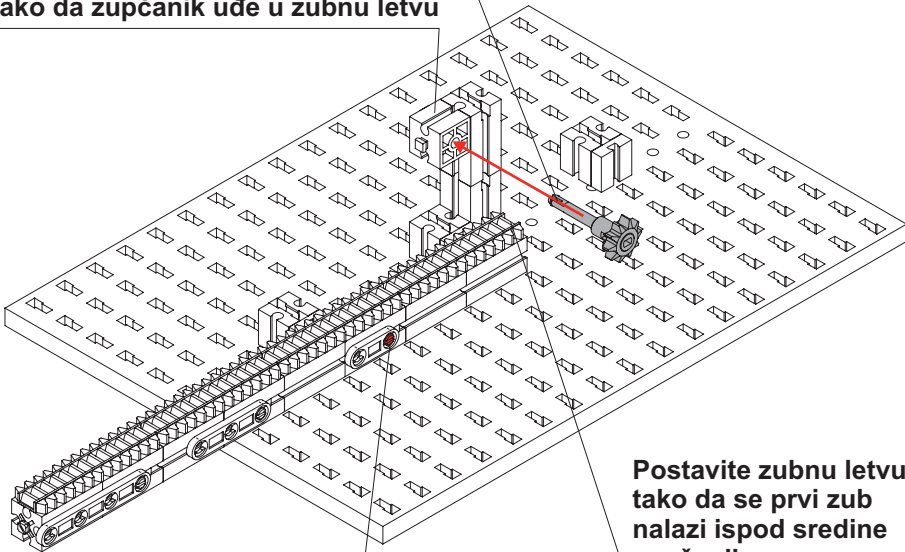
10



x 1 - sklop 3

Umetnite sklop 3 u nosač vratila (zupčanik sa 10 zuba)

Pomaknite nosač vratila prema dolje, tako da zupčanik uđe u zubnu letvu



Postavite zubnu letvu tako da se prvi zub nalazi ispod sredine zupčanika

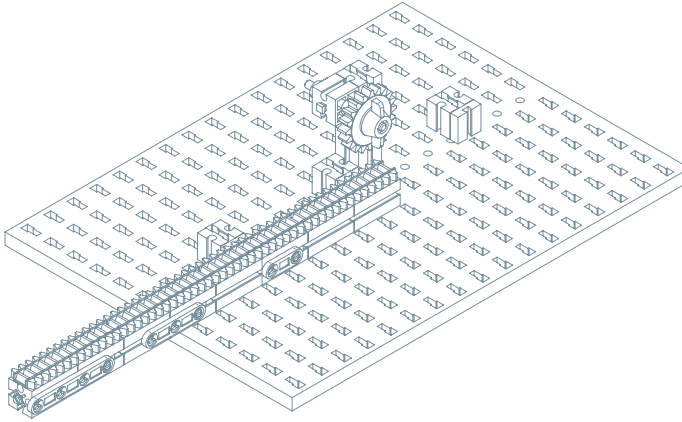
### **MJERENJE:**

Okrenite zupčanik za jedan puni okretaj. Pomaknite kazaljku (crvenu točku) za prvo mjerenje na poziciju dodira zupčanika i zubne letve.

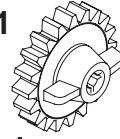


## MJERENJE 2. - zupčanik sa 20 zuba

7



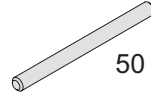
11



x 1 - sklop 2



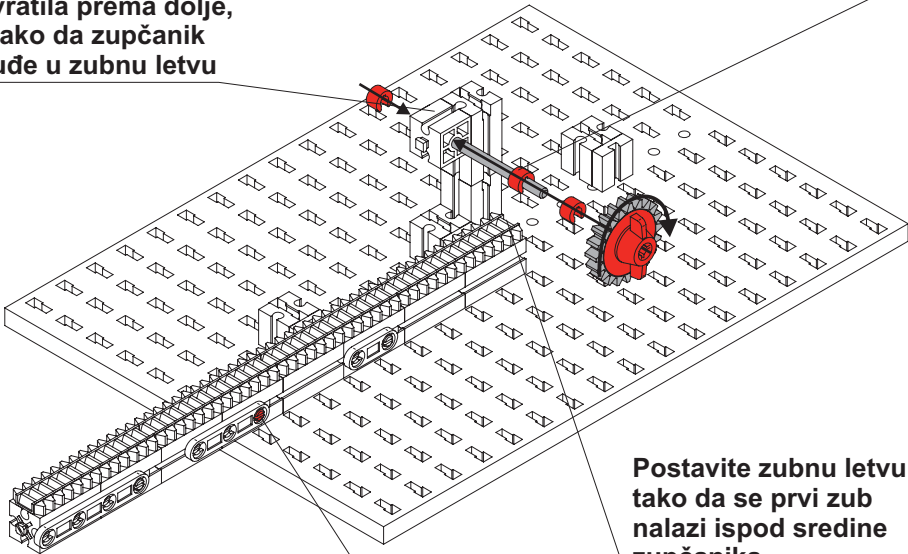
x 3 - 37679



x 1 - 31033

Umetnite vratilo u nosač i postavite graničnike na obje strane, a zatim natakните zupčanik sa 20 zubaca na vratilo i malo pritegnite leptir-maticu

Pomaknite nosač vratila prema dolje, tako da zupčanik uđe u zubnu letvu

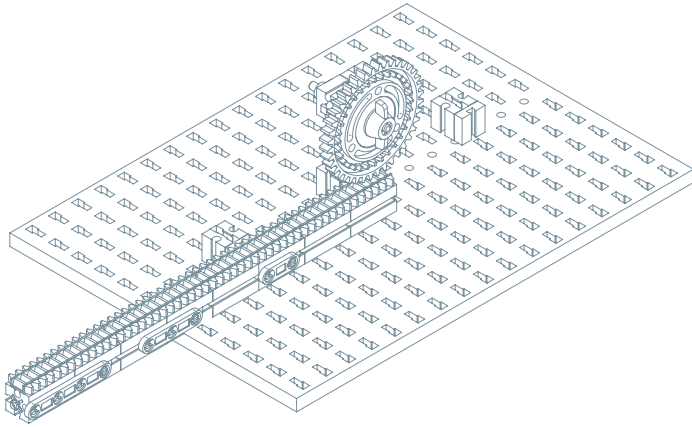


Postavite zubnu letvu tako da se prvi zub nalazi ispod sredine zupčanika

### MJERENJE:

Okrenite zupčanik za jedan puni okretaj. Pomaknite kazaljku (crvenu točku) za drugo mjerenje na poziciju dodira zupčanika i zubne letve.

### MJERENJE 3. - zupčanik sa 40 zuba



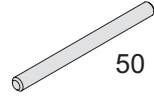
12



x 1 - sklop 1



x 3 - 37679

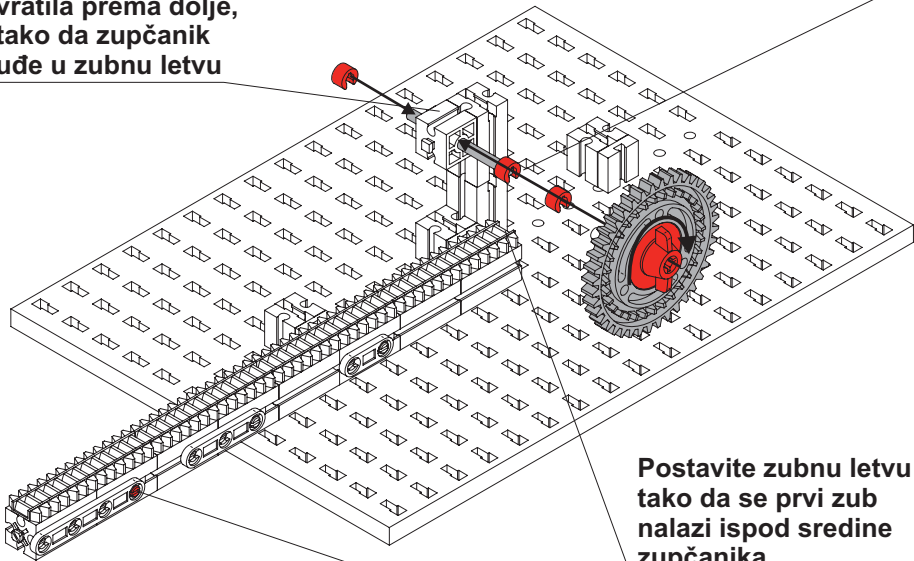


50

x 1 - 31033

Umetnite vratilo u nosač i postavite graničnike na obje strane, a zatim natakните zupčanik sa 40 zubaca na vratilo i malo pritegnite leptir-maticu

Pomaknite nosač vratila prema dolje, tako da zupčanik uđe u zubnu letvu



Postavite zubnu letvu tako da se prvi zub nalazi ispod sredine zupčanika

#### **MJERENJE:**

Okrenite zupčanik za jedan puni okretaj. Pomaknite kazaljku (crvenu točku) za treće mjerenje na poziciju dodira zupčanika i zubne letve.